

R-CAM 1000 TLE DOWNHOLE CAMERA SYSTEM WITH LEVEL WIND

DESCRIPTION

The Laval *R-Cam 1000 TLE* downhole camera is a completely portable, self-contained video inspection dual view camera system that can inspect boreholes up to 300m (1000 ft.) deep and 30.5cm (1.64 ft.) in diameter. **The *R-Cam 1000 TLE* camera has the ability to increase and decrease the cameras lighting on demand.**

Designed to increase the versatility and portability of the R-CAM camera system, the R-CAM TLE Level Wind features a host of features not found on the standard R-CAM XLT winch, starting with the inclusion of a level wind. **The R-CAM TLE's level wind has been designed to provide a higher degree of cable management that allows the operator to focus solely on conducting video surveys.** The R-CAM TLE also features a high resolution, 100 pulse encoder that has been repositioned to vastly increase counter accuracy and allow for a variety of in-field setups such as the use of a tripod.

This lightweight, professional grade camera comes with its own trolley. Features include down and side viewing capability, an on-screen depth counter, 9" DVR Monitor, 16GB of internal/external storage, 12v power supply and a portable battery.


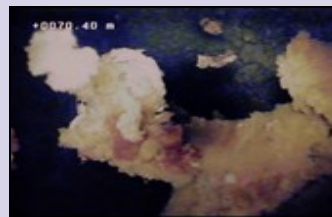




TECHNICAL CHARACTERISTICS

- Diameter: 2 inches (5.1 cm) O.D, Overall Camera Length: 20 inches (50.8 cm)
- Counter: 100PPR, High-Resolution Optical Encoder with Dual Pressure Rollers
- Transport: Removable Boom and Handle
- Spooling: Automatic, Gear Driven Level Wind to Evenly Distribute Cable
- Cable: 1,000 feet (304.8 m) Kevlar-reinforced, small diameter coaxial cable. Single conductor electronic technology. Speed: 9rpm
- Power Supply: Portable 12VDC battery pack and charger. Rechargeable by local current (please specify at time of order).
- Pressure Rating: Pressure tested and waterproof to 750 p.s.i.
- Dimensions: 40" (101.6 cm) Tall, 18" (45.72 cm) Wide, 47" (119.38 cm) Long
- Scanning System: Camera Modules greater than or equal to 540 TVL for NTSC & PAL
- Operating Temperature: 32° to 122° F (0° to 50° C)
- Recorder: Flash based hard drive with 16GB of internal storage and 16GB of external USB storage. Survey footage is exported natively in a single .mp4 format file
- LED Lighting: High intensity, long life, shock proof LED lighting, side view and forward view with 5 adjustable brightness settings.
- Depth Counter: On-screen depth display with calibration measured in feet and tenths, or meters.
- Monitor: 9" LCD colour DVR monitor with playback feature & image capture, also includes Mini Bluetooth Keyboard remote (qwerty)



Down and side view high quality videos for optimal viewing



Improve your performance and quality
Real-time inspection footage on-site
'R-CAM Underwater Vision'

BOODE U.K.
 Brindley Road, Dodwells Bridge
 Hinckley
 Leics, LE10 3BY
 ENGLAND
Tel: + 44 (0) 1455 61 13 17
E-mail: info@boodeuk.com

R-CAM 1000 TLE DOWNHOLE CAMERA SYSTEM WITH LEVEL WIND

R-CAM TLE RECORDING FEATURES

- State-of the art solid state DVR that records survey footage to 16GB of internal storage and/or expandable USB flash drive
- Mini Bluetooth Keyboard remote (qwerty)
- Survey footage is exported natively in a single .mp4 format file
- DVR recording and playback feature, image capture
- Add text details at the start of your survey
- Built in microphone recorder, so you can add voiceover at touch of a button
- Five stages of adjustable lighting



KEY FEATURES OF R-CAM TLE LEVEL WIND

Portable Camera Control Unit

Compact package with hard case and locking mechanism for the monitor and all control functions

Video/Recording Monitor

9" LCD colour DVR monitor with record and playback feature, records to USB and/or internal 16GB storage

Transport cart

Custom two wheeled unit for ultimate mobility

Powered reel with level wind

Adjustable speed powered winch with 300 m (1,000 ft.) of Kevlar reinforced coaxial cable

Level Wind

level wind has been designed to provide a higher degree of cable management that allows the operator to focus solely on conducting video surveys.


High Intensity Lighting/Dual Camera System

50 super bright, water-clear LEDs with five stages of adjustable lighting which allows high resolution videos in wells up to 30.5cm in diameter.

Dual wide angle cameras, one down view, one side view, with remote switching and continuous 360° rotation.

Portable Power Supply

12v Battery with charger and digital volt meter, battery compartment to provide a convenient storage location for the 12-volt battery.



Available accessories: Flight Cases, One touch recorder, Lens shield & deflector & cable head repair kits



BOODE U.K.
 Brindley Road, Dodwells Bridge
 Hinckley
 Leics, LE10 3BY
 ENGLAND
Tel: + 44 (0) 1455 61 13 17
E-mail: info@boodeuk.com